

C N D A D A N
N C

AND H C H N V

31 D 2023
()

| | | 2023 '000 | 2022 B'000 |
|-------|------------------------|----------------|----------------|
| | 2 | 1, 4,237 | 1,729,945 |
| Class | | (,321) | (851,693) |
| | | 4, 1 | 878,252 |
| | 3 | 30,502 | 27,692 |
| | | (5 3,283) | (503,879) |
| A | | (15 ,50) | (111,543) |
| | | (2 ,384) | (24,320) |
| a | | 27 ,245 | 266,202 |
| | 4() | (2, 1) | (1,636) |
| a a | 4 | 273,32 | 264,566 |
| | 5 | (1,738) | (58,688) |
| a a | | <u>211,588</u> | <u>205,878</u> |
| A a | | 201,218 | 191,840 |
| | | <u>10,370</u> | <u>14,038</u> |
| a a | | <u>211,588</u> | <u>205,878</u> |
| a | 0 N0 5 7 8 . 12 85 412 | | |

C N D A N N A N A N

31 D... 2023
(...)

| | | 2023 '000 | 2022 B'000 |
|--------------|---|------------------|----------------|
| N - a | | | |
| | | 18 , 72 | 87,782 |
| | | 1,280 | 1,275 |
| | | 75,1 5 | 75,165 |
| D | | 34,371 | 36,130 |
| | | 14, 8 | 4,679 |
| | | <u>315,48</u> | <u>205,031</u> |
| C a | | | |
| | | | 4,996 |
| | | 3 0,3 2 | 271,795 |
| | 7 | 120,2 7 | 89,459 |
| | | 118,1 8 | 54,655 |
| | | 10,513 | |
| | | 8,074 | 1,600 |
| C | | 537,0 3 | 350,818 |
| | | <u>1,154,507</u> | <u>773,323</u> |
| C a | | | |
| | 8 | 2 0,107 | 239,673 |
| C | | 225,303 | 176,450 |
| | | 2 ,3 1 | 15,657 |
| | | 28,381 | 23,274 |
| G | | 1 , 38 | 38,091 |
| | | <u>5 0,120</u> | <u>493,145</u> |
| N a | | <u>5 4,387</u> | <u>280,178</u> |
| a a a | | <u>0 ,873</u> | <u>485,209</u> |
| N - a | | | |
| D | | 111,287 | 11,264 |
| | | 1, 5 | 1,935 |
| | | <u>112, 4</u> | <u>13,199</u> |
| N A | | <u>7 , 27</u> | <u>472,010</u> |

CONDADA NANCIA

(COND)

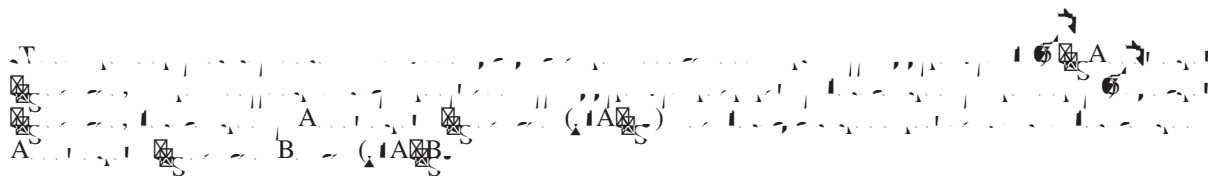
31 D... 2023
(...)

| | | 2023 '000 | 2022 B'000 |
|------------|------|--------------------|-----------------------|
| CA A AND V | 9(.) | 3,100 | 86,700 |
| | | <u>7,571</u> | <u>367,696</u> |
| a a a a | | 7,71 | 454,396 |
| N - | | <u>27,25</u> | <u>17,614</u> |
| A U | | <u><u>7,27</u></u> | <u><u>472,010</u></u> |

N
(/ , - - - - -)

1 a a a

(a) a a



()

At the beginning of the 19th century, the population of the United States was about 4 million. By the end of the century, it had grown to about 30 million. This rapid increase in population was due to a number of factors, including immigration and the discovery of gold in California.

() D. The population of the United States grew rapidly in the 19th century because of immigration and the discovery of gold in California.

() D. The population of the United States grew rapidly in the 19th century because of immigration and the discovery of gold in California.

() B. The population of the United States grew rapidly in the 19th century because of immigration and the discovery of gold in California.

() D. The population of the United States grew rapidly in the 19th century because of immigration and the discovery of gold in California.

() B. The population of the United States grew rapidly in the 19th century because of immigration and the discovery of gold in California.

() B. The population of the United States grew rapidly in the 19th century because of immigration and the discovery of gold in California.

At the beginning of the 19th century, the population of the United States was about 4 million. By the end of the century, it had grown to about 30 million. This rapid increase in population was due to a number of factors, including immigration and the discovery of gold in California.

() D. The population of the United States grew rapidly in the 19th century because of immigration and the discovery of gold in California.

| | D, 2022 B'000 | D, 2022 B'000 | D, 2022 B'000 | D, 2022 B'000 | D, 2022 B'000 | D, 2022 B'000 |
|-----------------|------------------|------------------|------------------|------------------|------------------|------------------|
| (i) <i>...</i> | <u>695,265</u> | <u>314,466</u> | <u>477,525</u> | <u>227,071</u> | <u>15,618</u> | <u>1,729,945</u> |
| (ii) <i>...</i> | <u>305,495</u> | <u>212,193</u> | <u>236,975</u> | <u>116,920</u> | <u>6,669</u> | <u>878,252</u> |

| | 2023 '000 | 2022 B'000 |
|-----------------------------|----------------------|-----------------------|
| (i) <i>...</i> | 4, 1 | 878,252 |
| (ii) <i>...</i> | 30,502 | 27,692 |
| (iii) <i>...</i> | (5 3,283) | (503,879) |
| (iv) <i>...</i> | (15 ,50) | (111,543) |
| (v) <i>...</i> | (2 ,384) | (24,320) |
| (vi) <i>...</i> | (2, 1) | (1,636) |
| Compensation expense | <u>273,32</u> | <u>264,566</u> |

(iii) *...*

The total expense is recorded in Compensation expense in the consolidated statement of profit or loss. Compensation expense is recorded in the consolidated statement of profit or loss.

3

| | 2023 '000 | 2022 B'000 |
|-----------------------------|----------------------|----------------------|
| (i) <i>...</i> | 1, 37 | 1,455 |
| (ii) <i>...</i> | | 380 |
| (iii) <i>...</i> | 3,3 0 | 1,950 |
| (iv) <i>...</i> | 27,243 | 24,553 |
| (v) <i>...</i> | 18 | (60) |
| (vi) <i>...</i> | (1, 8) | |
| (vii) <i>...</i> | (58) | (586) |
| Compensation expense | <u>30,502</u> | <u>27,692</u> |

(i) *...*

The total expense is recorded in Compensation expense in the consolidated statement of profit or loss. Compensation expense is recorded in the consolidated statement of profit or loss.

... ..

2023
'000

2022
B'000

(a) a

... ..
... ..

*

15

5

| | | | | | |
|-----|-----|---|-----|---|---|
| | a | a | a | a | |
| (a) | a a | | a a | | a |

2023
'000

2022
B'000

6 a 66 a a (66)

7 6 6 6 6 6 6

a a

(a) a a a

... C B197,485,000 (2022: B188,207,000)
427,178,000 (2022: 425,290,000)
2023 9(.) (S S))

7 a a a

| | 2023 '000 | ↕ 2022 B'000 |
|--------------------------|----------------|-----------------|
| Trade receivables | 83,288 | 62,834 |
| Due from related parties | 13,735 | 9,282 |
| Accounts receivable | 1,800 | 1,900 |
| Accounts payable | 1,033 | 13,956 |
| Other receivables | 1,811 | 1,487 |
| | <u>120,277</u> | <u>89,459</u> |

As at 31 December 2023, the carrying amount of trade receivables is B10,660,000 (2022: B5,769,000). The carrying amount of trade receivables is measured at amortized cost less expected credit losses. Accounts receivable are measured at amortized cost less expected credit losses.

A a a

Accounts receivable are measured at amortized cost less expected credit losses (ECLs) using the simplified approach (i.e., ECLs are measured on a lifetime basis).

| | 2023 '000 | ↕ 2022 B'000 |
|------------------------------|---------------|-----------------|
| Goodwill (net of impairment) | 83,288 | 62,643 |
| Intangible assets | 191 | 191 |
| | <u>83,288</u> | <u>62,834</u> |

Trade receivables are due within 30 to 90 days of the reporting date.

8 a a a a

| | 2023 '000 | ↕ 2022 B'000 |
|--------------------------|---------------|-----------------|
| Trade receivables | 2,525 | 64,087 |
| Due from related parties | 31,811 | 22,035 |
| Accounts receivable | 0,811 | 53,210 |
| Accounts payable | 7,200 | 7,200 |
| Other receivables | 38,182 | 25,442 |
| | <u>13,4</u> | <u>171,974</u> |
| Trade receivables | 12,834 | 18,222 |
| Due from related parties | 15 | 478 |
| Accounts receivable | 53,15 | 48,999 |
| | <u>20,107</u> | <u>239,673</u> |

Accounts receivable are measured at amortized cost less expected credit losses (ECLs) using the simplified approach (i.e., ECLs are measured on a lifetime basis).

A. *...* (*...*)

| | 2023 '000 | 2022 B'000 |
|---|--------------|---------------|
| 3 | 1,183 | 63,301 |
| 3 | 74 | 204 |
| 6 | 10 | 13 |
| 9 | 244 | |
| 1 | 18 | 569 |
| | <u>2,525</u> | <u>64,087</u> |

Ca a a

(a) *D*

(i) *D* *...* *C* *...*

| | 2023 '000 | 2022 B'000 |
|------------------|----------------|----------------|
| <i>...</i> B21.5 | | |
| (2022: B184.5) | | |
| <i>...</i> B36.9 | | |
| <i>...</i> | <u>100,083</u> | <u>160,000</u> |

...

(ii) *D* *...* *C* *...*

| | 2023 '000 | 2022 B'000 |
|-------------------|---------------|---------------|
| <i>...</i> B184.5 | | |
| <i>...</i> B36.9 | | |
| (2022: B92.3) | | |
| <i>...</i> B18.5 | | |
| <i>...</i> | <u>10,000</u> | <u>80,000</u> |

() a a a

| N . | 2023 | | 2022 | |
|------------|----------------|--------------|---------------|---------------|
| | a ('000) | '000 | ('000) | B '000 |
| A. 1 | 8,700 | 8,700 | 86,700 | 86,700 |
| ☒ A. 1 () | 34,800 | | | |
| ☒ A. 1 () | 32,000 | ,400 | | |
| A. 31 D | <u>4 5,500</u> | <u>3,100</u> | <u>86,700</u> | <u>86,700</u> |

() A. 1 () C. 1 () 25 () 2023, () B1 () B0.2 () A. 1 () 433,500,000.

() 32,000,000 () B0.2 () \$9.7 () \$310,400,000 () B283,029,000 () B269,241,000 () B13,788,000 () B6,400,000 () B262,841,000 () C. 1 ()

ANA N D N AND ANA

N v

Na a a a , a C

2023, 5.2% 2022, B126
2023, B4,714.95 7.2% 2022, 6.1%.

Aa - a a a a a a

A & C
B30.3 2017 B865.8 2022, CA 6.6%,
B1,173.9 2027, CA 6.3% 2022 2027.

Ca A a ' N a a D a N

A 2022 (2022 年高
淨值人群價值觀及生活方式研究報告) (胡潤百富),
B
C B
B43.0 2022 B92.1 2027,
CA 16.5%. B
B
B B +
+ B

1. a a a

Amorphous Carbon (amorphous carbon) (益普索)

2. **Ca a a**

1. 2023, **B**

() - **Ca**

A D 31, 2023, 27
18
D 31, 2023, 15
D. 2023, 56.2%
B1,104.0 17.7% 2022.

T


2023

() C a

2023, 43.8% 2022. A D 31, 2023, 96 229 647 B860.2 8.6%

| | 2021 | 2022 | 2023 |
|----------|------------|------------|------------|
| D | 89 | 89 | 47 |
| | 544 | 615 | 47 |
| a | 633 | 704 | 743 |

2023, B D A A A B B 2021-2022 (2021-2022 年度燕窩行業白皮書) B C A (CA A- B C) (全國城市農貿中心聯合會燕窩市場專業委員會), B C



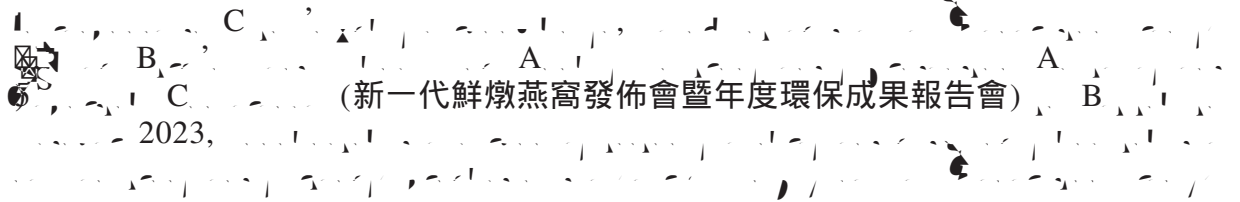
3. a & D

C. ... B ... B + ... + B ...

() N

2023, B 1,794.2 9.53% 2022 91.34% 2023, 11-

- B
-
- 17%;
-



2023, (燕之屋 - 燕寶詩) B 746 B B17.3 2023, B B142.0 94.2% 2022. 7.2% B +

4. C a a a

B CAI B 557.1 A 2023, 23.4% 2022. CAI B C 2023. 2023, 2023, CAI

... D ... (...) ... C ...

5. H a a a

A ... (以客為尊, 守正利他, 創新實幹, 行穩致遠的企業價值觀)

2023, 2023 C (智聯招聘) A (2023 中國年度優選僱主獎)

(重視人才, 尊重人才, 激發人才, 成就人才). A D 31, 2023, C 1,917 D 31, 2023, B293.5

C C B ... C ... 12, 2024 ... 7, 2024.

U K

- B (碗燕),
 B (鮮燉燕窩), B
 9.5% B1,638.1
 D 31, 2022 B1,794.2
 D 31, 2023, B

- B + B B + B
 B + B 94.2% B73.1
 D 31, 2022 B142.0
 D 31, 2023, (1) B
 (2) B

- B18.7 D 31, 2022 B28.0 49.8%
 D 31, 2023, B

C a

13.8% B851.7 D 31,
 2022 B969.3 D 31, 2023,
 2023.

a a
 13.3% B878.3 D 31,
 2022 B994.9 D 31, 2023.
 D 31, 2023 50.7%, 50.8% D
 31, 2022.

a

()
 B503.9 D 31, 2022 B563.3 11.8%
 D 31, 2023, (1)
 (2)

B773.3 D 31, 2022
B1,154.5 D 31, 2023, (1)
; (2) 2023
2022; (3) ; (4)

B350.8 B D 31, 2022 B537.1 D 31, 2023. 53.1%
B. B.
B1.7 D 31,
2023.

Ca a

D 31, 2023 B24
B22.5 D 31, 2022.

Ca a

D 31, 2022 2023, B3.3 B33.9
(1)
(2)

C *a*

A. D. 31, 2023,

a a a a a a a

☒ D. 31, 2023,

a a a a a a a

☒ D. 31, 2023.

a

A. D. 31, 2023,

N a

A. D. 31, 2022 - 2023, B280.2 B594.4

a

A. D. 31,
2023 2022
(B.)

C

2,31 15,657

N

111,287 11,264

a

137,78 26,921

A. D. 31, 2023,

K a a a

Түркістан облысының әкімі А. А. А.

| | А / D 2023 | a 31, 2022 |
|---------|------------------|------------------|
| а а (1) | 50.7% | 50.8% |
| а а (2) | 10.8% | 11.9% |
| а а (3) | 33.3% | 49.9% |
| а а (4) | 2.1 | 1.6 |
| а а (5) | 17.3% | 5.7% |

- (1) Түркістан облысының әкімі А. А. А. 100%.
- (2) Түркістан облысының әкімі А. А. А. 100%.
- (3) Түркістан облысының әкімі А. А. А. 100%.
- (4) Түркістан облысының әкімі А. А. А.
- (5) Түркістан облысының әкімі А. А. А. (Түркістан облысының әкімі А. А. А. 100%.)

H N A N



Түркістан облысының әкімі А. А. А. (Түркістан облысының әкімі А. А. А.)
 12, 2023. Түркістан облысының әкімі А. А. А. (Түркістан облысының әкімі А. А. А.)
 \$256.46

Түркістан облысының әкімі А. А. А. (Түркістан облысының әкімі А. А. А.)
 (Түркістан облысының әкімі А. А. А.)

31, 2023.

| | N | U | | a |
|--|---|--------|-----------|-------------------------------------|
| | | a | D | |
| | | | | 31, 2023 |
| | | | | 31, 2023 |
| | | | | (D ₁ / D ₂) |
| | | 25.6 | | 25.6 |
| | | 64.1 | | 64.1 |
| | 4.811(2.7-1.167, 7.3-1.167, 7.3-1.167, 0.025) | 36.561 | 0.7(64.1) | 38.50 8.707 0.7() 0.025 |

C

T D C

T B A C

C B D

A C

D

A C

C

D

A C

C

D

D 31, 2023.

a , a

c a '

☒ A a

T A C 3.21 3.22 C (A C)
C C T A C
B C

A A C
D C A A A
C A A C

T A C
T A C 31 D 2023
A C

☒ A

T
D 31, 2023
13.49(2) D 31, 2023
A A
C A

a

A D
D 9()

A C

A
21, 2024. A
C ()
D (2) C

a D

T B D 31, 2023
 B2.15 () 10 ()
 B100,082,500 ()
 C D 31, 2023).
 C
 2023
 17,
 2024.

A

a A

C 16, 2024 21, 2024,

17/ C 16
 4:30 ()
 14, 2024. B C
 C 188, D C B C
 : +86 0592 5063275; : +86 0592 5209808.

a a

C 27, 2024 30, 2024,

17/ C 16
 4:30 () 24, 2024.
 B C 188,
 D C C : +86 0592 5063275;
 : +86 0592 5209808.

a A a A a A a

... () ... C, ... () ... 2023 ... () ... C, ... () ...

A a

... B ... C, ...

D N N

... A ... 21, 2024 ... C, ...

... A ... C, ... B ...

... B ... D ... C, ...

... B ... B ...

... CA ...

... CAI ... C ... A ... (中國檢驗檢疫科學研究院)

... C ... C ... A, ... C1 ...

... C ... B ... C, ... (廈門燕之屋燕窩產業股份有限公司) ... B ... C, ... (廈門燕之屋生物工程股份有限公司),

B +,

B (B 1% 5%)

D,

C,

(.)

(.) B0.2 C,

2024 C, 25, 2024, A, 7, 2024

(.)

(.)

D. \$.

A, C

A, (A) A, B. (A)B.)

A

A, (A) A, B. (A)B.)

D

D, 12, 2023, B,

B.

B.

C.

C, A, C3, D,

C, C

C, A, T

C, 30, 2023,

A, C

B.

6

▲

▲